

Attention 注意事項

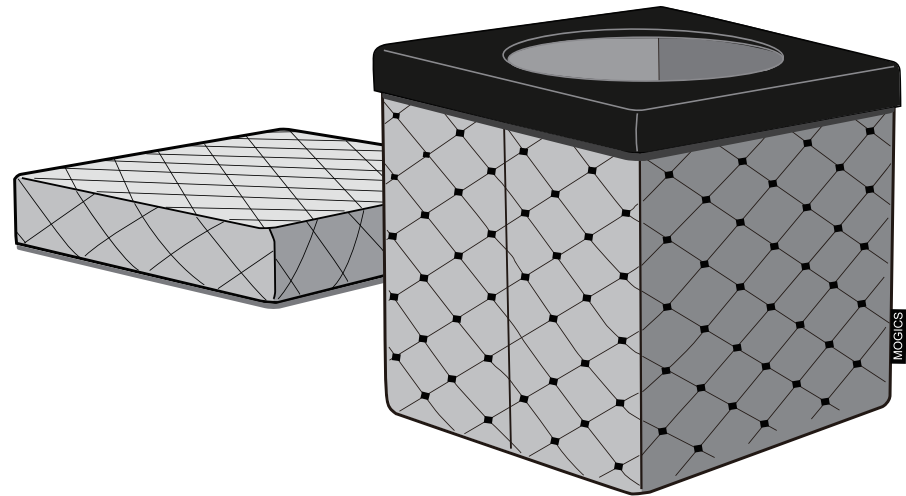
- 1 Please read the instructions carefully before use.
使用前請詳細閱讀說明書
- 2 Please avoid surface contact with cleaning solvents and other chemicals.
請避免表面接觸清潔溶劑等化學物質
- 3 Avoid stacking when the car is moving, and keep it flat.
車子行進中避免堆疊，保持平放
- 4 Please keep dry and avoid getting damp.
請保持乾燥，避免受潮
- 5 Keep away from fire
遠離火源
- 6 Avoid sharp objects
避免尖銳物體
- 7 When placing heavy objects in the CUBE, please pick it up from the bottom of the CUBE to avoid overloading the CUBE and lead to the bottom damage.
放置重物於箱內時，請由箱體下方抱起，避免箱體承重過重而導致底部破損



MOGICS

USER MANUAL

使用手冊



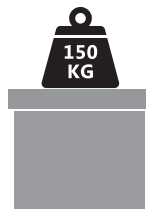
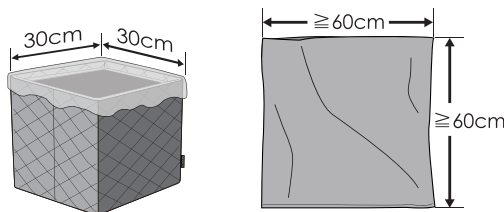
Toilet Version

廁所版本

Common problems 常見問題

- 1 How to clean?
Wipe it with a cloth dampened with water and alcohol
- 2 Cover bearing weight?
Can support 150 Kg
- 3 What is the size of the biodegradable plastic bag?
Length and width are greater than or equal to 60 cm.

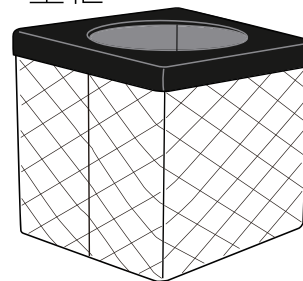
- 1 如何清潔?
用抹布沾清水及酒精擦拭即可
- 2 上方承重量?
在平均受力下最大可承重 150 Kg
- 3 可降解塑料袋的尺寸要多大?
長和寬分別大於等於60公分



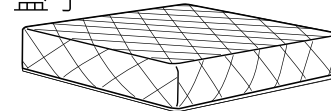
Specs 規格

30*30*30 cm

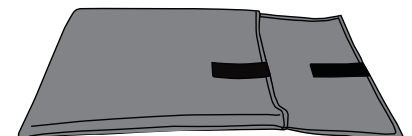
Frame
坐框



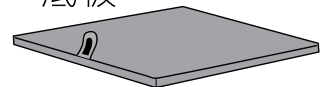
Cover
蓋子



Main Body
本體



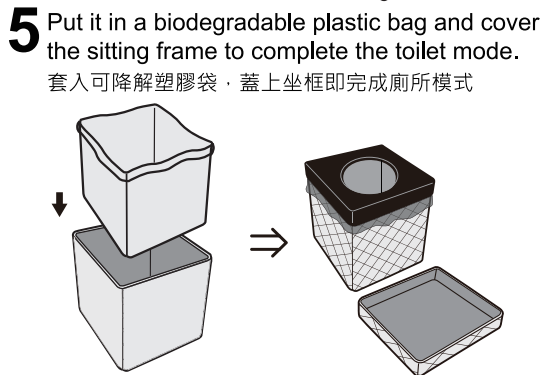
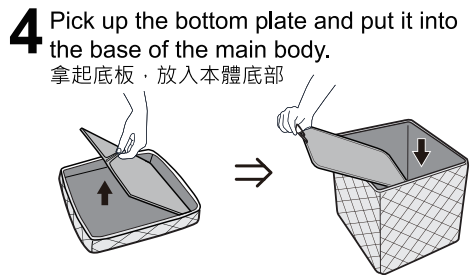
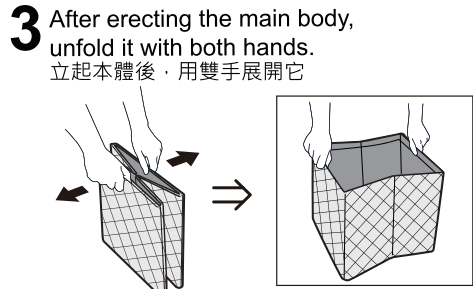
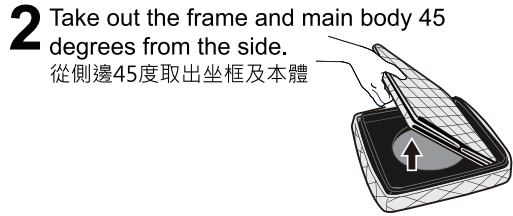
Bottom
底板



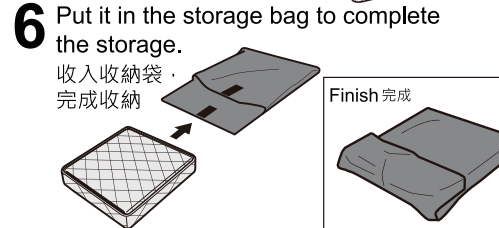
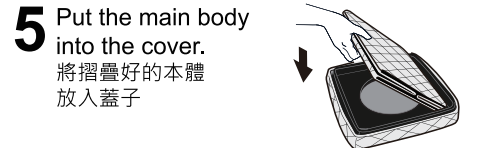
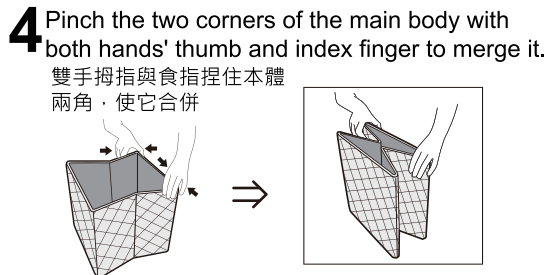
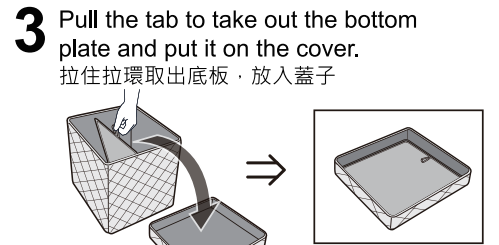
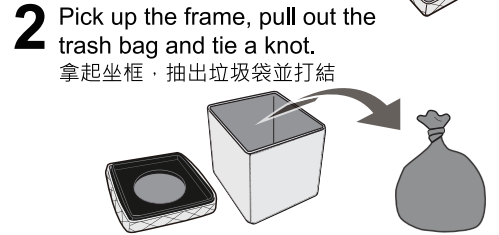
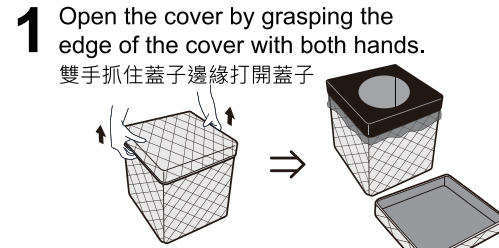
Storage Bag
收納袋

Instructions 操作說明

Install 組裝



Disassembly 拆解



Application 應用

Assemble furniture 拼成家具



How it works 如何使用

<p>1 Open the cap, put multiple biodegradable plastic bags.</p> <p>打開蓋子，放入多層可降解塑膠袋。</p>	<p>2 Trash can mode, if when used as a night stool.</p> <p>可以是垃圾桶，如果使用成馬桶時</p>	<p>3 After used, just tie the inner bag, it can avoid smell, and trash can mode again until full.</p> <p>使用後，只需將內袋打結，即可避免臭味，可重複使用直到裝滿</p>	<p>4 Same steps as above</p> <p>同上步驟</p>	<p>5 Or where there is a trash bin, make it efficient, make it convenient.</p> <p>或有垃圾桶的地方再丟棄，有效率且方便。</p>
--	---	--	---	--