MOGICS Super Power Donut/Bagel Guide | 使用手冊

Dual USB Power Arrangement
雙USB快充

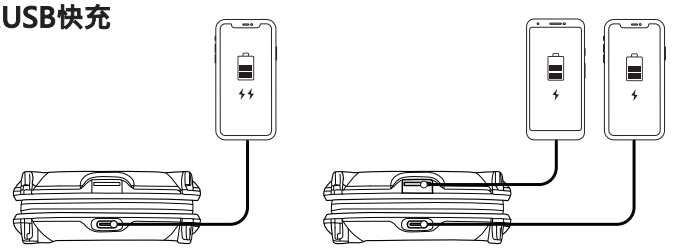

18W (9V2A) **20W** (5V2A,5V2A)

How to unplug the wire
如何拉出線

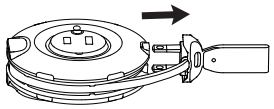

Pull out the plug according to direction of the arrow
按箭頭方向拉出插頭

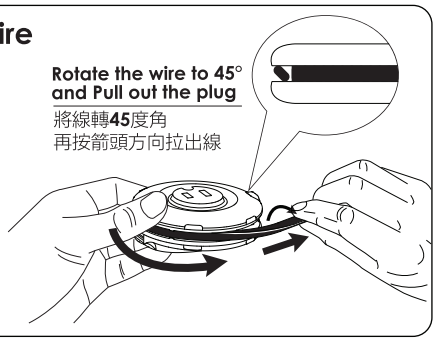

Rotate the wire to 45° and Pull out the plug
將線轉**45**度角
再按箭頭方向拉出線

How to pack the wire
如何將線收起

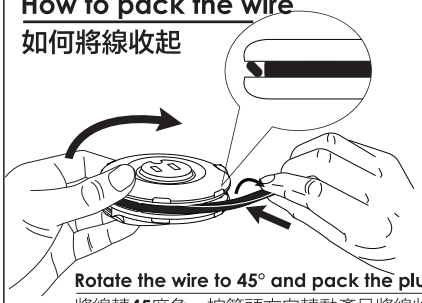

insert the plug according to direction of the arrow
按箭頭方向收起插頭

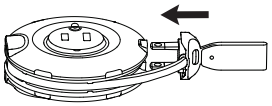

Rotate the wire to 45° and pack the plug
將線轉**45**度角，按箭頭方向轉動產品將線收回

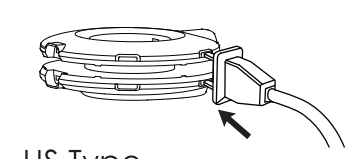

US Type

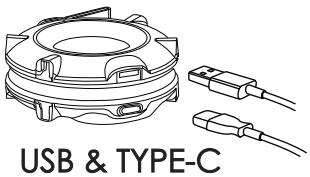

USB & TYPE-C

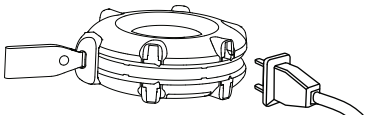

US Type

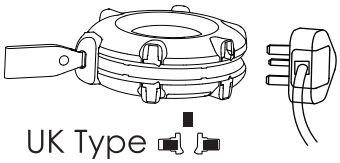

UK Type

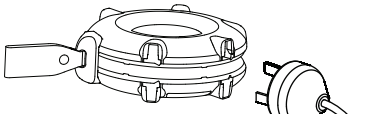

AU Type

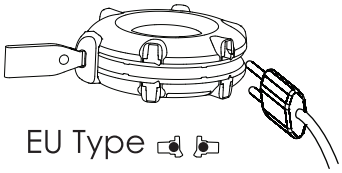

EU Type

MA1 Fuse Exchange
更換保險絲

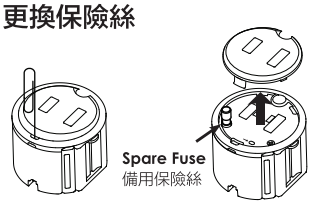

Insert paper lid. Remove lid
將迴紋針掀起上蓋

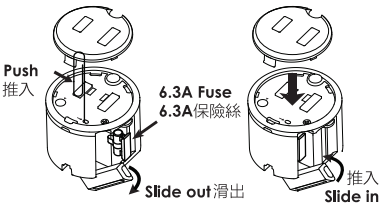

Slide out the plug and take out the fuse
滑出插腳取出保險絲

How to insert MA1
如何裝入MA1

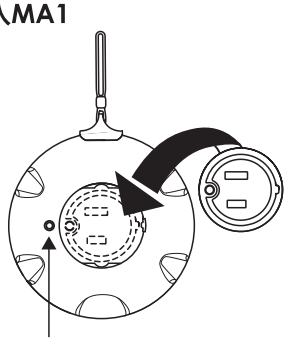

Align the MA1 circle with the Bagel circle mark
將MA1 圓圈對準Bagel 圓圈記號 放入

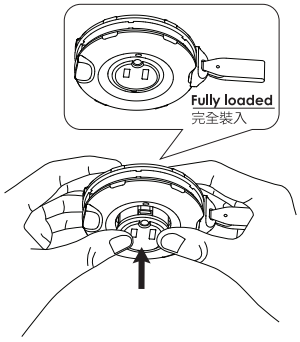

Push MA1 into MPD
雙手將**MA1**推入**MPD**裡

How to remove MA1
如何取出MA1

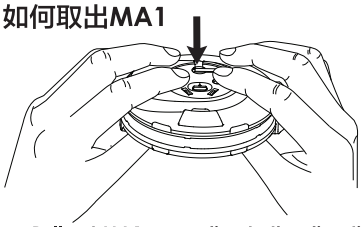

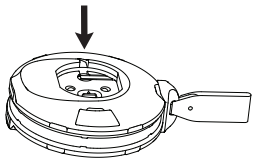

Pull out MA1 according to the direction of the arrow
按箭頭所指方向食指推出**MA1**

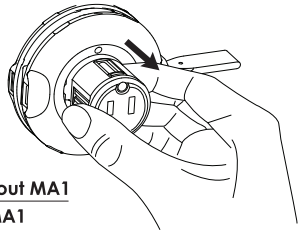

Take out MA1
取出**MA1**

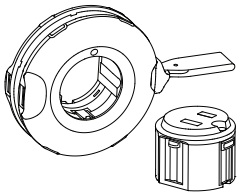

EU (Type C,F)

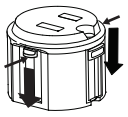

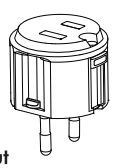

Hold the side & pull out after the "click" sound
往下推出插腳並聽“喀”聲

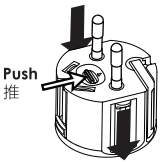

Pull back the lock & push in the plug.
收回插腳前請推紅色按鈕

EU (Type C/J/L/N)

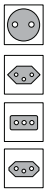

①

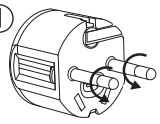

Rotate the top of the plug counterclockwise
逆時針旋轉插頭頂部

②

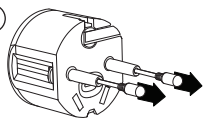

Extend all the way
往上拉伸至頂部

③

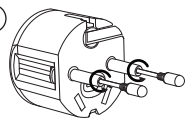

Turn counterclockwise until tight
逆時針轉到緊為止

AU

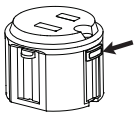

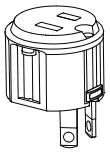

Hold the side & pull out after the "click" sound
往下拉出插腳並聽到“喀”聲

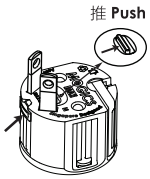

Pull back the lock & push in the plug.
收回插腳前請推紅色按鈕

UK

Hold the side & pull out after the "click" sound
往上拉出插腳並聽到“喀”聲

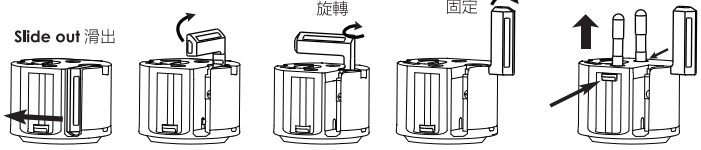

ATTENTION！/ 注意！/ Atención！/ 注意！

1. Please keep your hands dry while operating.
   使用時請保持雙手乾燥
   Mantengassusmanossecasdurante la operación, por favor.
   濡れた手で操作しないでください。感電の恐れがあります。

2. Please unplug if the product would not be used a while in the future.
   若長時間不使用請將插頭拔下
   Por favor desconectesi el producto no se podíautilizar un tiempoen el futuro.
   長時間ご使用にならないとき、電源プラグを抜いてください。

3. The product does not require grounding function;please plug in the earth wire before use.
   此產品無接地線功能，請謹慎使用
   El producto no requiere la función de puesta a tierra; Por favor, conecte el cable de tierra antes de suuso.
   本製品はグランドに接地機能(アース線の機能)がありませんので、ご使用前に必ずご確認ください。

4. Do not expose the conductive metal.
   不可放在金屬導電的地方
   No expongaencualquierlugarcontiene metal conductor.
   本製品は金属のテーブルなど導電性のある場所に置かないでください。

5. Please be aware that Donut / Bagel does not contain voltage converter,please use it with transformer if you need to convert the voltage.
   請注意，Donut / Bagel 不會轉換電壓，請確認使用裝置與當地電壓是否符合。
   Tengaencuenta que la Dona / Bagel no contiene un convertidor de voltaje, por favor utilice con transformadorsiustednecesita para convertir el voltaje.
   本製品は電圧を変えることはできません。電気製品をご使用になる場合は、必ず現地の電圧をご確認ください。

6. Do not disassembled or re-equip the product. Keep away from liquid and humidity.
   請勿拆卸裝置，並遠離潮濕水氣
   No desarme o re-equipar el producto. Manteneralejado de líquidos y humedad.
   お客様ご自身で本体を開ける事は避けてください。又、高温.多湿な場所は避けて保管してください。

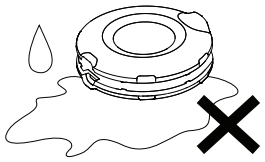

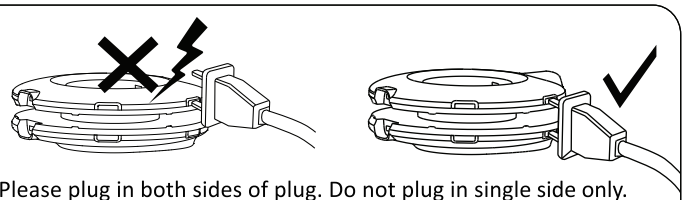

7. Please plug in both sides of plug. Do not plug in single side only.
   請不要單邊插腳，需兩邊平穩插入
   Por favor, conecteenparalelo a ambos lados del enchufe. No enchufeenuna sola cara
   必ず本製品のコンセントに電源プラグを2本とも根元まで確実に差し込んでください。

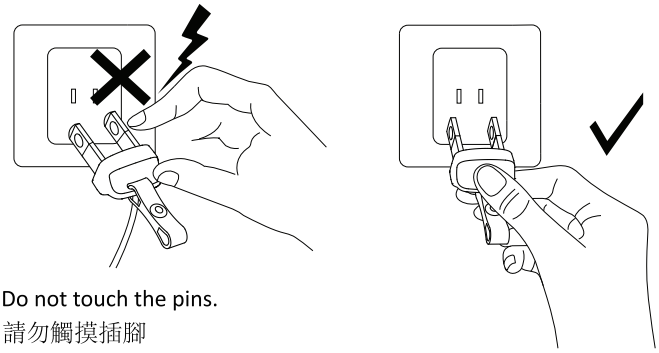

8. Do not touch the pins.
   請勿觸摸插腳
   No toque loscontactos.
   電源プラグのピンに触れないでください。感電や火災の原因になります。



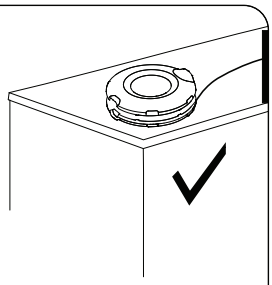

9. Keep away from children.
   請放在小孩接觸不到的地方
   Aléjate de losniños.
   本製品は、子供の手の届かないところに保管してください。

10. When the Super Bagel is overload, it will turn off the power and restore in a few minutes.
    當本體電流過載時，會自動關閉電源，幾分鐘後即可恢復。
    スーパーベーグルが過負荷になると、電源がオフになり、数分以内に回復します。

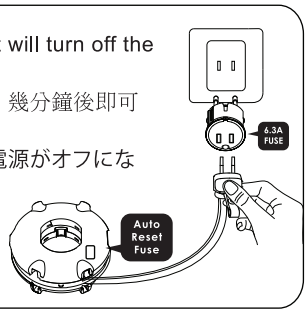

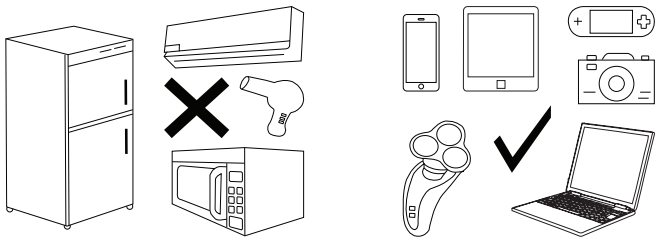

11.Refrigerator, air conditioner, hair dryer (equipment contains more than 1500W@240V or 750W@120V)and some electrical appliances requiring grounding cannot be used.
   冰箱、空調、吹風機(超過1500W@240V或750W@120V)和一些需要接地的電器不建議使用
   Nevera, aireacondicionado, secador de pelo (equipocontienemás de 1500W @ 240V o 120V 750W @) y algunosaparatoseléctricos de masa requerida no se pueden utilizer.
   許容消費電力の制限がありますので、冷蔵庫、エアコン、ヘアドライヤーなどグランドに接地機能（アース線）が必要な器械は対応できません 。十分ご注意ください。又、消費電力の制限は630W@100V (或は1500W@240V或750W@120V)でございますので、使用条件の範囲を超えてご使用にならないようにしてください。